Service Schematics

Introduction

NOKIA 6202 CLASSIC

NOKIA 6208 CLASSIC

RM-458

Important:

This document is intended for use by authorized service centers only.

"Service Schematics" was created with focus on customer care.
The purpose of this document is to provide further technical repair information for NOKIA mobile phones on Level 3/4 service activities.
It contains additional information such as e.g. "Component finder".

Saving process time and improving the repair quality is the aim of this document.
It is to be used additionaly to the service manual and other training
or service information such as Service Bulletins.

While every endeavour has been made to ensure the accuracy of this document, some errors may exist. If the reader finds any errors, NOKIA should be notified in writing.

Please send E-Mail to: TrainingAndVendor.Development@nokia.com

Table of contents

Frontpage	1
AVilma-Betty-Battery connector-SIM-Audio-Charger	2
RAPStack-MUX-UI	3
Camera	4
Bluetooth & FM Radio Discrette	5
Mulligan Modul	6
Component finder	7

Copyright © NOKIA
This material , including documentation and any related computer programs is protected by copyright, controlled by NOKIA. All rights are reserved. Copying, including reproducing, modifying, storing, adapting or translating any or all of this material requires the prior written consent of NOKIA. This material also contains confidential information, which may not be disclosed to others whitout the prior written consent of NOKIA.

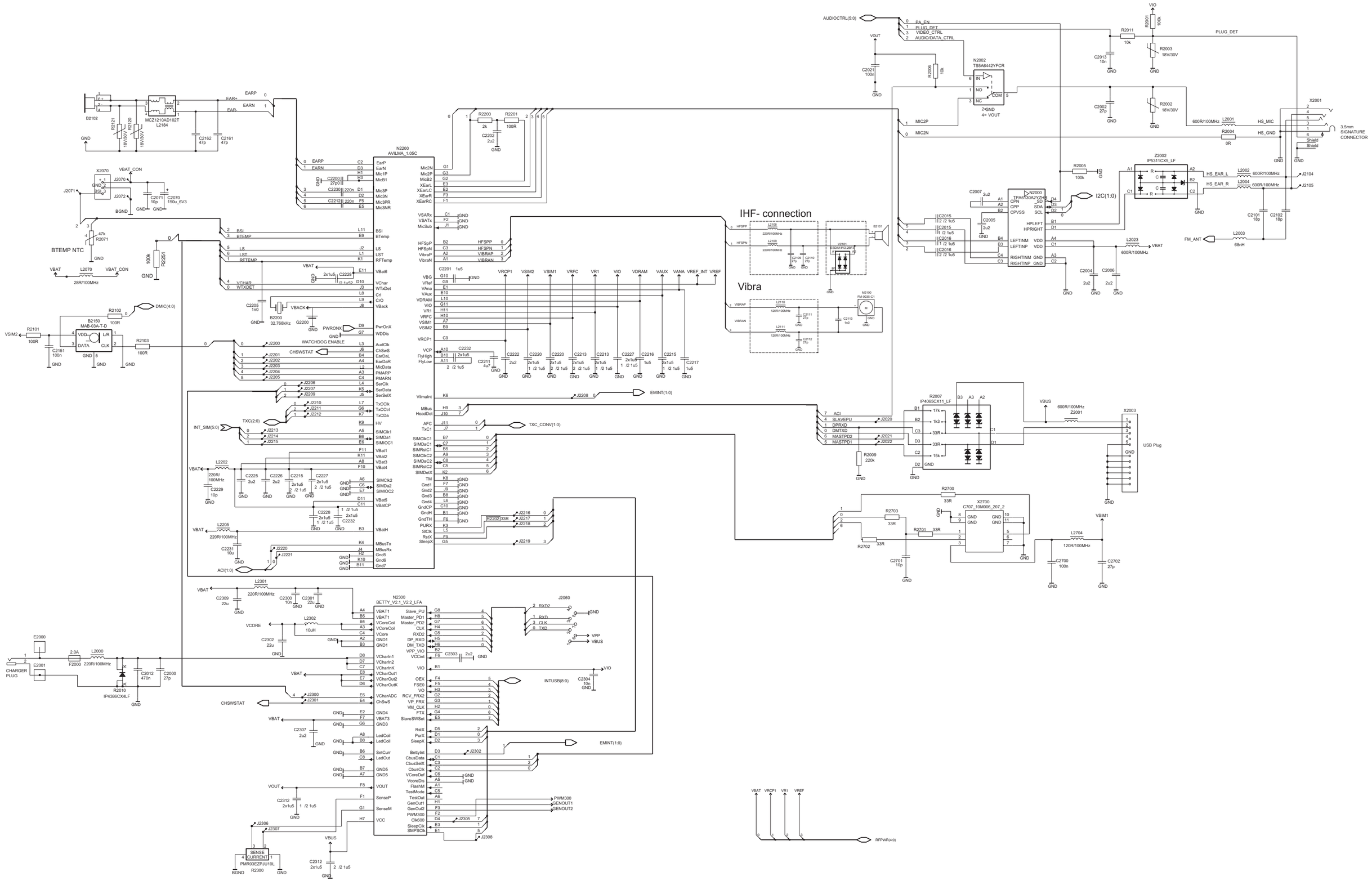

Confidential Copyright © 2007 NOKIA Only for training purposes

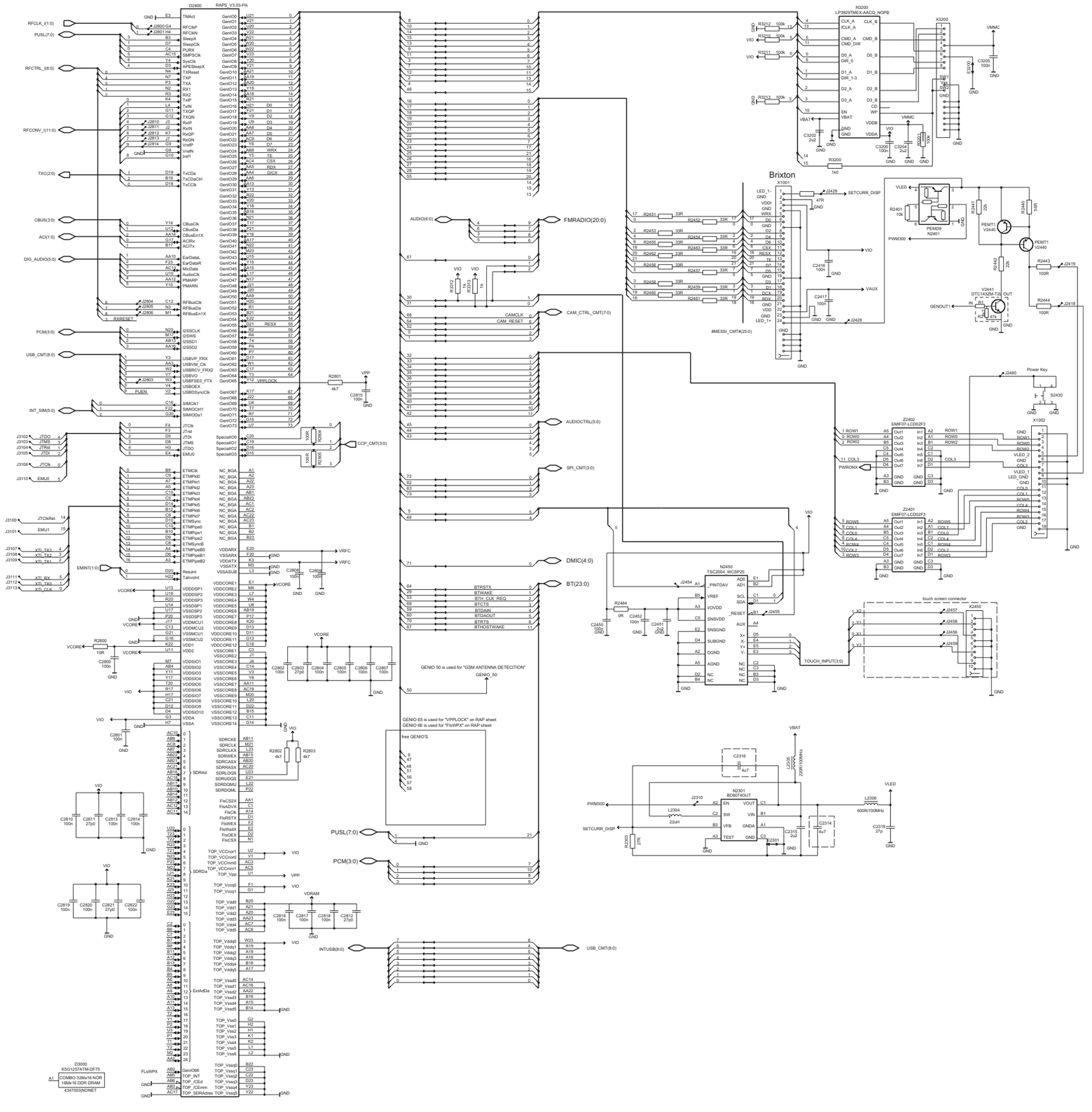
D2800
RAPS_V3.03-PA
N3200
LP3929TMEX-AACQ_NOPB
Brixton
X1001
FMRADIO(20:0)
CAM_CTRL_CMT(7:0)
AUDIOCTRL(5:0)
SPI_CMT(3:0)
DMIC(4:0)
BT(23:0)
CCP_CMT(3:0)
PUSL(7:0)
PCM(3:0)
USB_CMT(8:0)
INTUSB(8:0)
N2450
TSC2004_WCSP25
N2301
BD6074GUT
touch screen connector
X2450
X1002
Power Key
GENIO 50 is used for "GSM ANTENNA DETECTION"
GENIO 65 is used for "VPPLOCK" on RAP sheet
GENIO 66 is used for "FlsWPX" on RAP sheet
free GENIO'S
D3000
K5G1257ATM-DF75
COMBO 32Mx16 NOR
16Mx16 DDR DRAM
4347003NONET

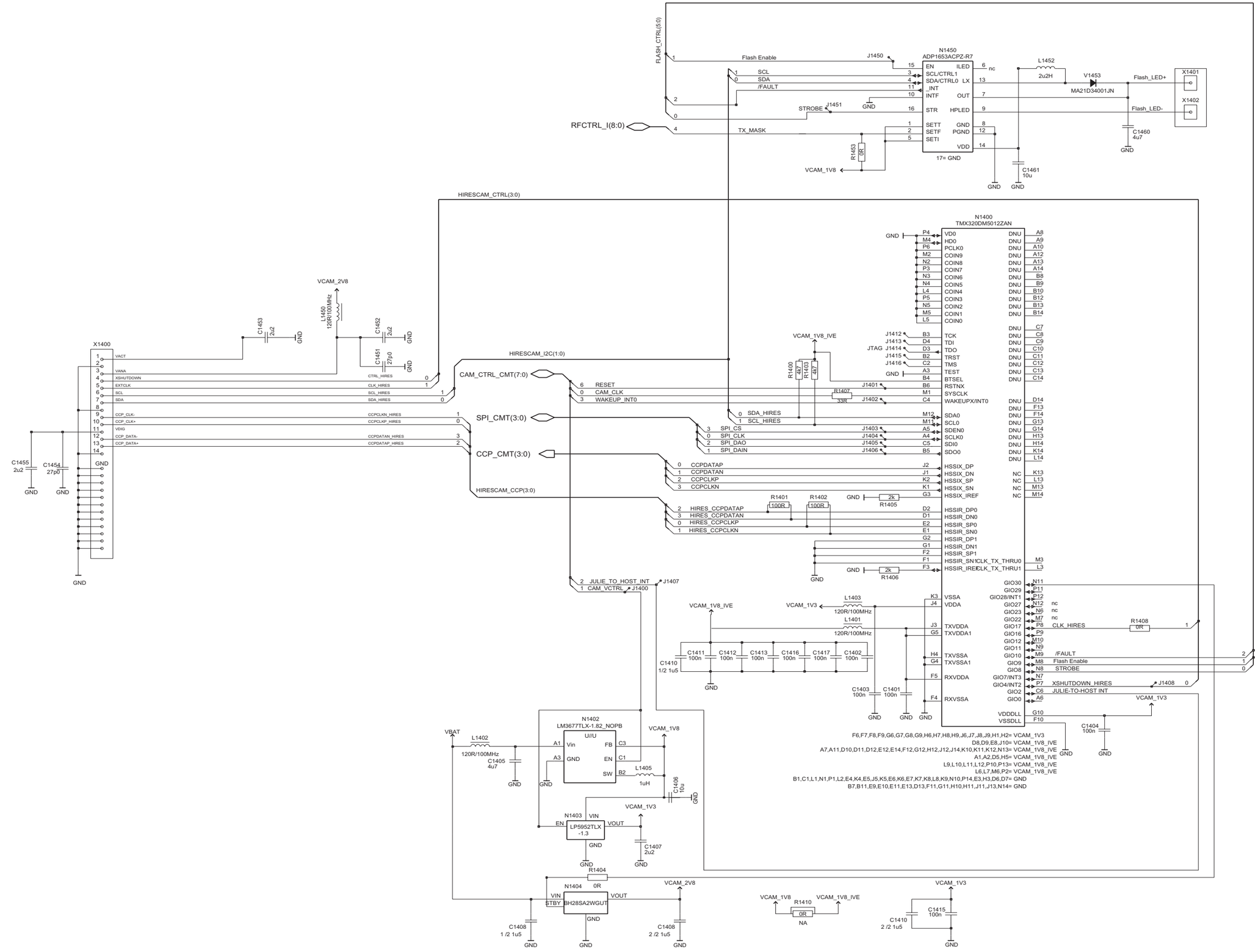
FLASH_CTRL(5:0)
Flash Enable
J1450
SCL
SDA
/FAULT
N1450
ADP1653ACPZ-R7
EN
SCL/CTRL1
SDA/CTRL0
INT
INTF
STR
SETT
SETF
SETI
ILED
LX
OUT
HPLED
GND
PGND
VDD
nc
17= GND
L1452
2u2H
V1453
MA21D34001JN
Flash_LED+
Flash_LED-
X1401
X1402
C1460
4u7
STROBE
J1451
RFCTRL_I(8:0)
TX_MASK
R1453
0R
VCAM_1V8
C1461
10u
HIRESCAM_CTRL(3:0)
HIRESCAM_I2C(1:0)
CAM_CTRL_CMT(7:0)
SPI_CMT(3:0)
CCP_CMT(3:0)
HIRESCAM_CCP(3:0)
X1400
VACT
VANA
XSHUTDOWN
EXTCLK
SCL
SDA
CCP_CLK-
CCP_CLK+
VDIG
CCP_DATA-
CCP_DATA+
CTRL_HIRES
CLK_HIRES
SCL_HIRES
SDA_HIRES
CCPCLKN_HIRES
CCPCLKP_HIRES
CCPDATAN_HIRES
CCPDATAP_HIRES
VCAM_2V8
L1450
12R/100MHz
C1453
2u2
C1452
2u2
C1451
27p0
C1455
2u2
C1454
27p0
RESET
CAM_CLK
WAKEUP_INT0
SPI_CS
SPI_CLK
SPI_DAO
SPI_DAIN
CCPDATAP
CCPDATAN
CCPCLKP
CCPCLKN
HIRES_CCPDATAP
HIRES_CCPDATAN
HIRES_CCPCLKP
HIRES_CCPCLKN
R1401
100R
R1402
100R
R1405
2k
R1406
2k
J1407
JULIE_TO_HOST_INT
CAM_VCTRL
N1400
TMX320DM5012ZAN
VCAM_1V8_IVE
R1400
4k7
R1403
4k7
R1407
33R
JTAG
TCK
TDI
TDO
TRST
TMS
TEST
BTSEL
RSTNX
SYSCLK
WAKEUPX/INT0
SDA0
SCL0
SDEN0
SCLK0
SDI0
SDO0
HSSIX_DP
HSSIX_DN
HSSIX_SP
HSSIX_SN
HSSIX_IREF
HSSIR_DP0
HSSIR_DN0
HSSIR_SP0
HSSIR_SN0
HSSIR_DP1
HSSIR_DN1
HSSIR_SP1
HSSIR_SN1
HSSIR_IREF
CLK_TX_THRU0
CLK_TX_THRU1
GIO30
GIO29
GIO28/INT1
GIO27
GIO23
GIO22
GIO17
GIO16
GIO12
GIO11
GIO10
GIO9
GIO8
GIO7/INT3
GIO4/INT2
GIO2
GIO0
VDDDLL
VSSDLL
CLK_HIRES
/FAULT
Flash Enable
STROBE
XSHUTDOWN_HIRES
JULIE-TO-HOST INT
R1408
0R
J1408
VCAM_1V3
C1404
100n
F6,F7,F8,F9,G6,G7,G8,G9,H6,H7,H8,H9,J6,J7,J8,J9,H1,H2= VCAM_1V3
D8,D9,E8,J10= VCAM_1V8_IVE
A7,A11,D10,D11,D12,E12,E14,F12,G12,H12,J12,J14,K10,K11,K12,N13= VCAM_1V8_IVE
A1,A2,D5,H5= VCAM_1V8_IVE
L9,L10,L11,L12,P10,P13= VCAM_1V8_IVE
L6,L7,M6,P2= VCAM_1V8_IVE
B1,C1,L1,N1,P1,L2,E4,K4,E5,J5,K5,E6,K6,E7,K7,K8,L8,K9,N10,P14,E3,H3,D6,D7= GND
B7,B11,E9,E10,E11,E13,D13,F11,G11,H10,H11,J11,J13,N14= GND
VBAT
L1402
120R/100MHz
C1405
4u7
N1402
LM3677TLX-1.82_NOPB
UI/UO
Vin
GND
FB
EN
SW
L1405
1uH
C1406
10u
N1403
LP5952TLX
-1.3
VIN
VOUT
EN
C1407
2u2
R1404
0R
N1404
BH28SA2WGUT
STBY
C1408
1 /2 1u5
C1408
2 /2 1u5
L1403
120R/100MHz
L1401
120R/100MHz
C1411
100n
C1412
100n
C1413
100n
C1416
100n
C1417
100n
C1402
100n
C1410
1/2 1u5
C1403
100n
C1401
100n
R1410
0R
NA
C1415
100n
C1410
2 /2 1u5

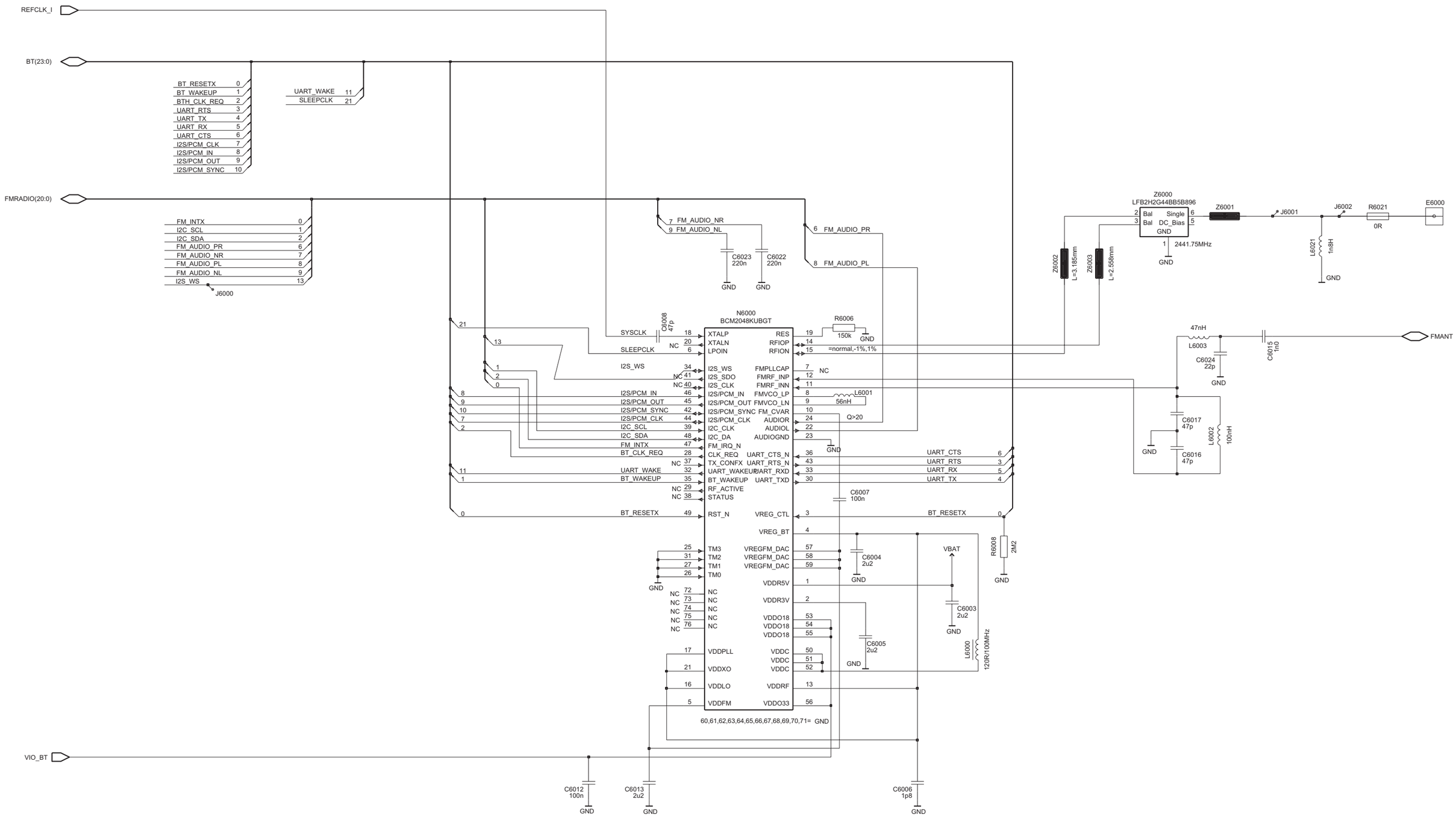
REFCLK_I
BT(23:0)
BT_RESETX 0
BT_WAKEUP 1
BTH_CLK_REQ 2
UART_RTS 3
UART_TX 4
UART_RX 5
UART_CTS 6
I2S/PCM_CLK 7
I2S/PCM_IN 8
I2S/PCM_OUT 9
I2S/PCM_SYNC 10
UART_WAKE 11
SLEEPCLK 21
FMRADIO(20:0)
FM_INTX 0
I2C_SCL 1
I2C_SDA 2
FM_AUDIO_PR 6
FM_AUDIO_NR 7
FM_AUDIO_PL 8
FM_AUDIO_NL 9
I2S_WS 13
J6000
7 FM_AUDIO_NR
9 FM_AUDIO_NL
C6023 220n
C6022 220n
GND
6 FM_AUDIO_PR
8 FM_AUDIO_PL
N6000
BCM2048KUBGT
C6008 47p
SYSCLK
SLEEPCLK
I2S_WS
I2S/PCM_IN
I2S/PCM_OUT
I2S/PCM_SYNC
I2S/PCM_CLK
I2C_SCL
I2C_SDA
FM_INTX
BT_CLK_REQ
UART_WAKE
BT_WAKEUP
BT_RESETX
XTALP
XTALN
LPOIN
I2S_WS
I2S_SDO
I2S_CLK
I2S/PCM_IN
I2S/PCM_OUT
I2S/PCM_SYNC
I2S/PCM_CLK
I2C_CLK
I2C_DA
FM_IRQ_N
CLK_REQ
TX_CONFX
UART_WAKEUP
BT_WAKEUP
RF_ACTIVE
STATUS
RST_N
TM3
TM2
TM1
TM0
VDDPLL
VDDXO
VDDLO
VDDFM
RES
RFIOP
RFION
FMPLLCAP
FMRF_INP
FMRF_INN
FMVCO_LP
FMVCO_LN
FM_CVAR
AUDIOR
AUDIOL
AUDIOGND
UART_CTS_N
UART_RTS_N
UART_RXD
UART_TXD
VREG_CTL
VREG_BT
VREGFM_DAC
VDDR5V
VDDR3V
VDDO18
VDDC
VDDRF
VDDO33
60,61,62,63,64,65,66,67,68,69,70,71= GND
R6006 150k
=normal,-1%,1%
L6001 56nH
Q>20
C6007 100n
C6004 2u2
C6005 2u2
C6003 2u2
L6000 120R/100MHz
R6008 2M2
VBAT
UART_CTS
UART_RTS
UART_RX
UART_TX
Z6000 LFB2H2G44BB5B896
Bal
Single
DC_Bias
2441.75MHz
Z6001
J6001
J6002
R6021 0R
E6000
L6021 1n8H
Z6002 L=3.185mm
Z6003 L=2.558mm
47nH
L6003
C6024 22p
C6015 1n0
FMANT
C6017 47p
C6016 47p
L6002 100nH
VIO_BT
C6012 100n
C6013 2u2
C6006 1p8

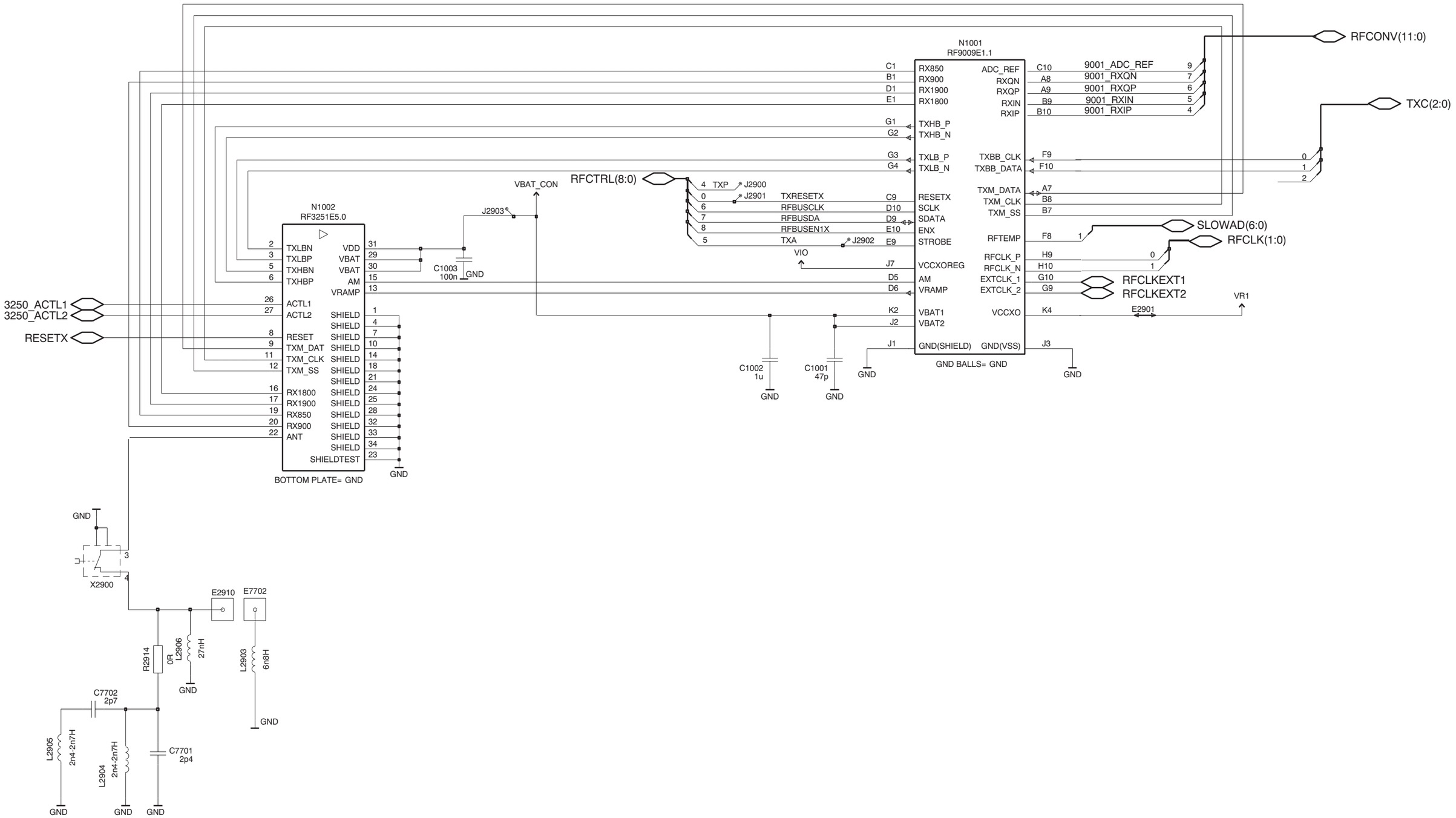
N1001
RF9009E1.1
C1 RX850
B1 RX900
D1 RX1900
E1 RX1800
G1 TXHB_P
G2 TXHB_N
G3 TXLB_P
G4 TXLB_N
C9 RESETX
D10 SCLK
D9 SDATA
E10 ENX
E9 STROBE
J7 VCCXOREG
D5 AM
D6 VRAMP
K2 VBAT1
J2 VBAT2
J1 GND(SHIELD)
ADC_REF C10
RXQN A8
RXQP A9
RXIN B9
RXIP B10
TXBB_CLK F9
TXBB_DATA F10
TXM_DATA A7
TXM_CLK B8
TXM_SS B7
RFTEMP F8
RFCLK_P H9
RFCLK_N H10
EXTCLK_1 G10
EXTCLK_2 G9
VCCXO K4
GND(VSS) J3
GND BALLS= GND
9001_ADC_REF 9
9001_RXQN 7
9001_RXQP 6
9001_RXIN 5
9001_RXIP 4
RFCONV(11:0)
TXC(2:0)
0
1
2
SLOWAD(6:0)
RFCLK(1:0)
RFCLKEXT1
RFCLKEXT2
VR1
E2901
RFCTRL(8:0)
4 TXP J2900
0 J2901 TXRESETX
6 RFBUSCLK
7 RFBUSDA
8 RFBUSEN1X
5 TXA J2902
VIO
VBAT_CON
J2903
N1002
RF3251E5.0
2 TXLBN
3 TXLBP
5 TXHBN
6 TXHBP
26 ACTL1
27 ACTL2
8 RESET
9 TXM_DAT
11 TXM_CLK
12 TXM_SS
16 RX1800
17 RX1900
19 RX850
20 RX900
22 ANT
VDD 31
VBAT 29
VBAT 30
AM 15
VRAMP 13
SHIELD 1
SHIELD 4
SHIELD 7
SHIELD 10
SHIELD 14
SHIELD 18
SHIELD 21
SHIELD 24
SHIELD 25
SHIELD 28
SHIELD 32
SHIELD 33
SHIELD 34
SHIELDTEST 23
BOTTOM PLATE= GND
C1003 100n
C1002 1u
C1001 47p
3250_ACTL1
3250_ACTL2
RESETX
GND
X2900
E2910
E7702
R2914 0R
L2906 27nH
L2903 6n8H
C7702 2p7
C7701 2p4
L2905 2n4-2n7H
L2904 2n4-2n7H

A		C2216	F 5	C6007	C 3	N		R2457	H 7
A1450	T 6	C2217	H 4	C6008	C 4	N1001	C 7	R2458	H 8
A1451	R 8	C2220	G 3	C6012	D 3	N1002	C 5	R2459	H 8
B		C2222	G 3	C6013	D 4	N1400	R 7	R2460	H 8
B2150	C 2	C2225	G 4	C6015	B 3	N1402	R 9	R2461	H 8
B2200	G 5	C2226	F 5	C6016	C 3	N1403	S 9	R2462	H 7
C		C2227	F 4	C6017	C 2	N1404	R 8	R2463	H 7
C1001	D 5	C2228	F 4	C6022	D 3	N1450	T 7	R2464	U 6
C1002	D 5	C2229	H 3	C6023	C 3	N2000	H 2	R2700	E 5
C1003	D 4	C2230	C 4	C6024	B 2	N2002	G 2	R2701	E 5
C1401	R 6	C2231	H 3	C7701	B 3	N2200	G 4	R2702	E 5
C1402	R 7	C2232	F 4	C7702	B 4	N2300	E 5	R2703	E 5
C1403	R 6	C2300	E 4	D		N2301	E 3	R2800	G 7
C1404	S 8	C2301	E 4	D2800	F 7	N2401	F 2	R2801	E 7
C1405	R 9	C2302	E 3	D3000	F 7	N2450	U 6	R2802	G 7
C1406	S 9	C2303	E 5	E		N3200	F 2	R2803	G 8
C1407	S 9	C2304	F 5	E2000	U 5	N6000	C 3	R2804	G 9
C1408	R 8	C2307	E 5	E2001	U 5	R		R2805	F 9
C1410	S 8	C2309	E 5	E2910	A 2	R1400	R 8	R2914	B 3
C1411	S 6	C2312	E 5	E6000	B 9	R1401	S 7	R3200	F 2
C1412	S 8	C2314	F 3	E7702	A 4	R1402	S 7	R3201	G 3
C1413	R 7	C2315	E 3	F		R1403	R 8	R3210	F 2
C1415	R 6	C2316	F 3	F2000	U 5	R1404	R 8	R3211	G 2
C1416	S 8	C2318	E 3	G		R1405	R 6	R3212	F 2
C1417	S 6	C2416	T 7	G2200	D 5	R1406	S 6	R3213	G 2
C1451	Q 5	C2417	U 7	L		R1407	R 7	R3312	G 3
C1452	Q 5	C2450	U 6	L1401	R 6	R1408	R 8	R3313	G 3
C1453	Q 4	C2451	T 6	L1402	R 9	R1453	T 6	R6006	C 3
C1454	Q 6	C2452	U 6	L1403	R 6	R2001	T 4	R6008	B 4
C1455	Q 6	C2700	F 5	L1405	R 9	R2002	U 4	R6021	B 9
C1460	U 7	C2701	E 5	L1450	Q 5	R2003	T 4	S	
C1461	T 6	C2702	G 4	L1452	T 6	R2004	T 4	S2430	U 7
C2000	T 5	C2800	G 7	L2000	T 5	R2005	G 3	V	
C2002	U 4	C2801	E 8	L2001	U 4	R2006	G 2	V1453	U 6
C2004	H 3	C2802	G 6	L2002	U 2	R2007	U 2	V2440	E 2
C2005	G 2	C2803	E 7	L2003	U 2	R2009	U 2	V2441	E 2
C2006	G 2	C2804	E 6	L2004	U 2	R2010	T 5	X	
C2007	H 2	C2805	G 7	L2023	G 2	R2011	T 4	X1001	U 8
C2012	T 5	C2806	E 8	L2070	E 7	R2071	F 2	X1002	B 2
C2013	T 4	C2807	F 9	L2108	G 3	R2101	D 2	X1400	S 5
C2015	G 2	C2808	E 7	L2109	G 3	R2102	D 2	X1401	T 8
C2016	G 2	C2809	G 8	L2110	H 3	R2103	D 1	X1402	T 9
C2021	G 2	C2810	F 9	L2111	G 3	R2120	U 2	X2001	T 3
C2070	F 9	C2811	E 7	L2184	U 2	R2121	U 3	X2003	S 1
C2071	E 7	C2812	G 8	L2202	G 3	R2200	H 5	X2070	G 7
C2101	U 2	C2813	F 9	L2205	G 3	R2201	H 5	X2450	U 8
C2102	U 2	C2814	F 5	L2301	E 4	R2202	G 5	X2700	E 5
C2109	G 2	C2815	E 7	L2302	F 4	R2251	H 5	X2900	C 4
C2110	G 2	C2816	G 6	L2304	E 3	R2300	F 6	X3200	E 2
C2111	H 3	C2817	E 6	L2305	E 3	R2303	E 2	Z	
C2112	G 3	C2818	G 8	L2306	F 3	R2401	E 1	Z2001	U 2
C2113	R 4	C2819	E 7	L2704	F 5	R2416	F 2	Z2002	T 2
C2151	D 2	C2820	E 6	L2903	A 4	R2440	F 2	Z2401	F 4
C2161	T 2	C2821	E 9	L2904	B 4	R2441	E 2	Z2402	F 3
C2162	T 3	C2822	G 7	L2905	B 5	R2442	E 2	Z6000	B 3
C2200	H 5	C3200	F 2	L2906	B 3	R2443	F 2		
C2201	F 5	C3202	F 3	L6000	D 3	R2444	F 2		
C2202	H 4	C3204	G 3	L6001	C 3	R2451	H 7		
C2205	H 5	C3205	F 3	L6002	C 3	R2452	H 7		
C2211	F 3	C6003	D 3	L6003	B 3	R2453	H 7		
C2212	D 4	C6004	C 3	L6021	B 3	R2454	H 7		
C2213	F 5	C6005	D 3	M		R2455	H 7		
C2215	F 4	C6006	C 4	M2100	R 3	R2456	H 7		

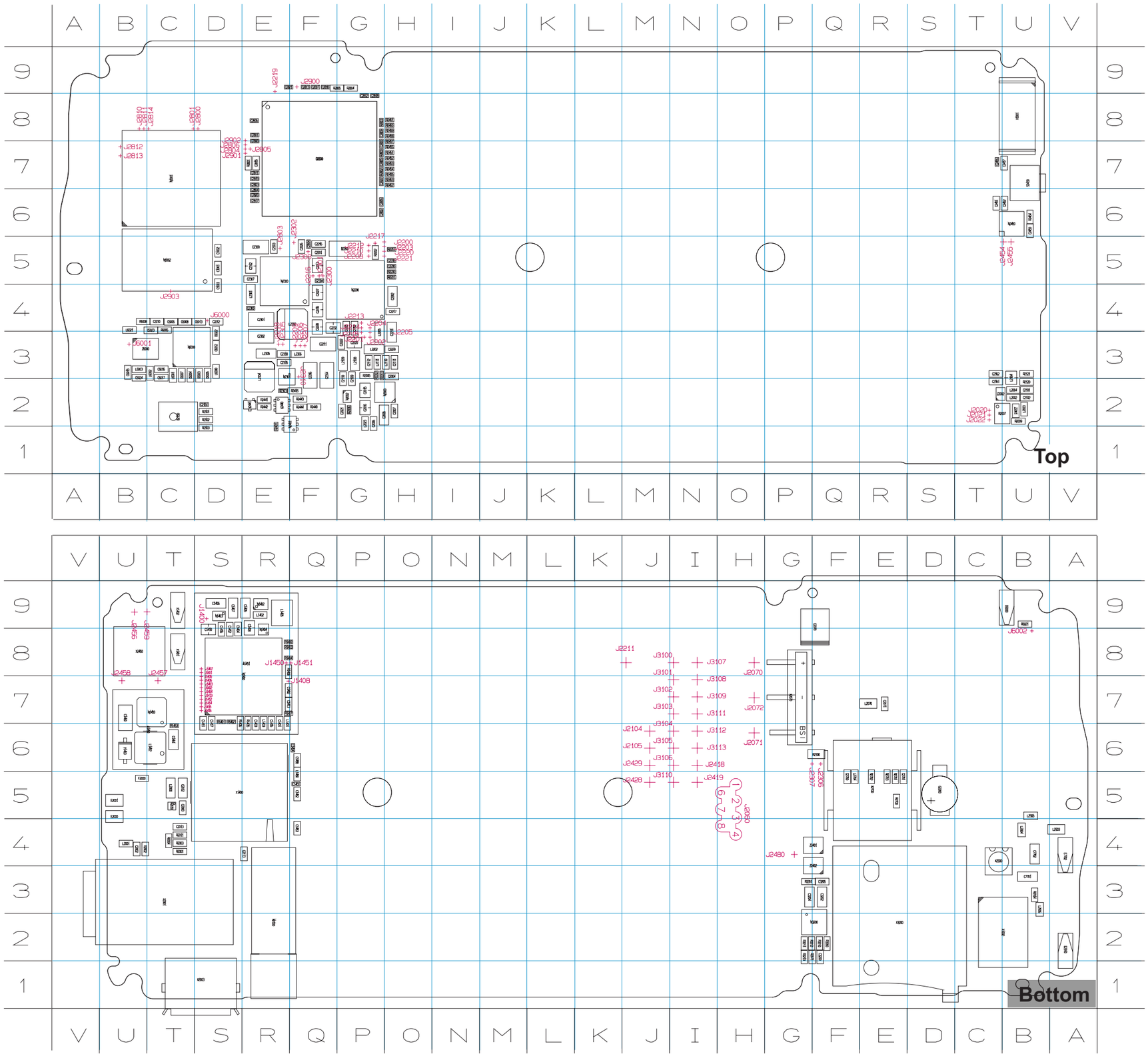

Confidential Copyright © 2007 NOKIA Only for training purposes